

Total Trap[®] Stations

Total Trap[®] Series Model

TT2


TT3

Used and Endorsed by Consolidated Edison Company of New York, Inc.

THERMODYNAMIC TOTAL TRAP[®] STATIONS

The Total Trap[®] series is a line of compact, thermodynamic style steam trap stations for saturated steam designed to efficiently discharge condensate on applications with working pressures up to 600 psig. The Total Trap[®] comes complete with:

- One-piece, self-contained total steam trap station
- Disc trap with replaceable cartridge, disc and cap (easily replaced in the field without uninstalling the complete trap station)
- Strainer
- Blow-down & by-pass capabilities
- Integral isolation valves with ability to free-vent
- Installation requires only 2 welds and less than 14" of space end-to-end
- Optional modular Grayloc-style ends with wide range of available end connections
- Flush plug to flush disc trap and internal porting when desired



ORDERING SCHEMATIC

TT2-1A	1" female socket-weld ends (non-modular)
TT2-2	1" FNPT ends
TT-3	1" Grayloc-style attached hubs (modular)
TT3-1	1" Grayloc-style butt-weld end connections (modular) - includes seal rings and clamp assemblies for easy removal and reinstallation as desired.
TT3-2	1" Grayloc-style female socket weld end connections (modular) - includes seal rings and clamp assemblies for easy removal and reinstallation as desired

Note: optional end connections available in threaded (NPT), BSPT, BSPP, butt-weld, socket-weld, or flanged; ranging in sizes 3/8" to 1". Blowdown valve is 3/8" FNPT.

TT2 & TT3 MODELS

THERMODYNAMIC TOTAL TRAP® STATIONS

SPECIFICATIONS

Maximum operating pressure: 600 psig (41 bar)
 Minimum differential pressure: 4 psig (0,28 bar)
 Maximum operating temperature: 450°F (232°C)

MATERIALS

Body: ASTM A240 316 Stainless Steel
 Disc Cap: ASTM A582 420F Stainless Steel
 Strainer Cap: ASME SA479 316L Stainless Steel
 Strainer Screen: AISI 304 Stainless Steel
 Disc: ASTM A582 420F Stainless Steel
 Valves: ASTM A582 303 Stainless Steel
 Blowdown Valve: Carbon Steel with graphite packing sleeve
 Attached Hubs: ASME SA479 316L Stainless Steel
 Modular Hub Ends: Varies per customer request
 O-rings: EPDM
 Strainer Gasket: Grafoil & Grafoil Tape

APPLICABLE CODES & STANDARDS

Designed and manufactured in accordance with ASME B31.1 and B16.34

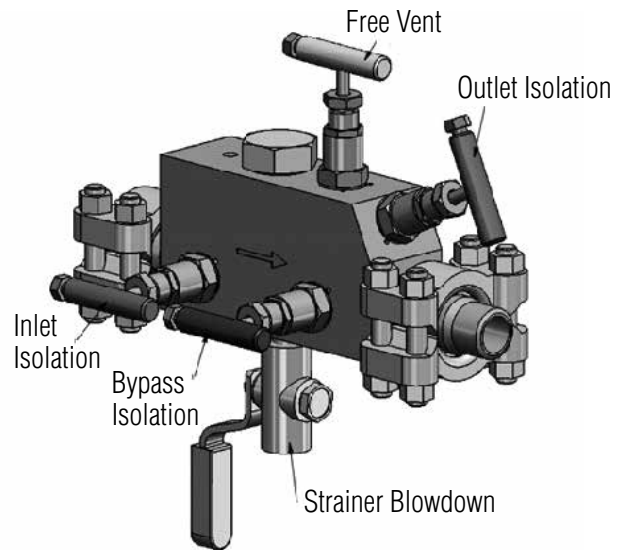
RECOMMENDED INSTALLATION

For proper operation, may only be installed in a horizontal orientation with disc trap cap upward (on top)

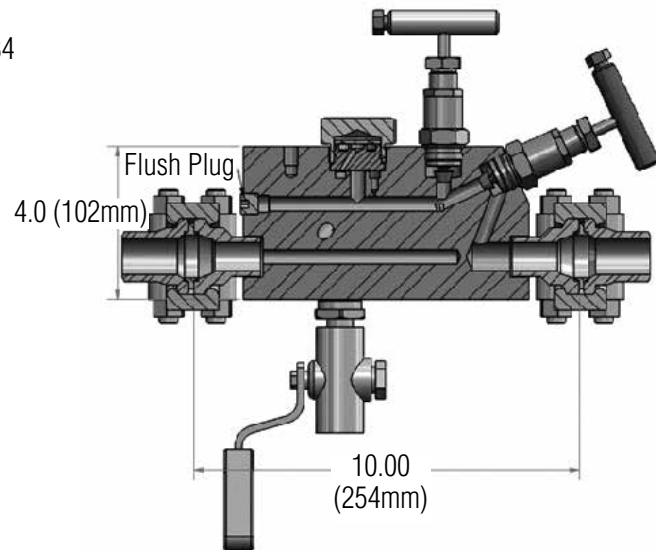
CAPACITY CHART

ΔP		TT2/TT3			
		3/8", 1/2" sizes		3/4", 1" sizes	
PSIG	Bar	lbs/hr	kgs/hr	lbs/hr	kgs/hr
4	0,27	108	49	243	110
10	0,69	114	51	282	128
20	1,37	120	54	336	152
30	2,07	129	59	384	174
50	3,45	147	67	486	220
75	5,17	183	83	600	272
100	6,9	222	100	696	315
150	10,3	300	136	870	394
200	13,8	366	166	1002	454
250	17,2	420	190	1140	517
300	20,7	474	215	1260	571
350	24,1	528	240	1350	612
400	27,6	576	260	1458	661
450	31,0	630	285	1560	707
500	34,5	660	299	1650	748
550	37,9	696	315	1740	789
600	41,4	750	340	1830	830

FEATURES



DIMENSIONS



Length:

- TT2: 11" (280mm)
- TT3: 14" (356mm)

Width: 9" (229mm) (including valves)

Height: 8" (203mm) (including valves)

Weight:

- 27 lbs (12 kgs)
- 22 lbs without clamp assemblies and modular hubs (10 kgs)